

AIR SPRINGS

(RUBBER/MEMBRANE AIR SPRINGS)

HIGHLY EFFECTIVE INSULATION OF VIBRATIONS AND STRUCTURE-BORNE NOISE FOR A WIDE VARIETY OF MACHINE MODELS, OPTICAL AND ELECTRONIC DEVICES, LASER SYSTEMS AS WELL AS VEHICLE, ENGINE AND TRANSMISSION TEST BENCHES.



All information about our rubber springs is also available on our website.

The use of Bilz air spring insulators with active level control constantly maintains the correct level of machines or foundations. The level control and adjustment is entirely automatic.

The pressure in the air springs is appropriately adjusted by pressurising or venting in response to load changes. This keeps the insulating effect constant in all events.

Unlike steel springs air springs do not transmit structure-borne sound.

RUBBER AIR SPRING INSULATORS

for highly effective shock and vibration insulation

- FAEBI[®] rubber air springs are used for the highly effective insulation of machines, apparatus and aggregates from shocks, vibrations and structure-borne noise.
- The element comprises of a bellshaped rubber form made from high-grade elastomer.
- The constructive design enables highly effective vibration insulation without the disadvantage of high horizontal deflection.
- Overloading of the element due to a sudden pressure drop is virtually impossible.
- On request, the system is also available with mechanical or electronic level control (see under "Accessories", page 46).
- The base pad is equipped with an anti-slip pad to eliminate the need for floor anchoring.
- The FAEBI[®] rubber air spring is also available in a stainless steel version for use in outdoor areas (e.g. air-conditioning technology).



APPLICATIONS FOR RUBBER SPRINGS

Perfectly suited for source insulation of fast running presses, forging hammers and other machines and aggregates with highly dynamic disturbance forces. Passive insulation of measuring and test equipment as well as highly accurate machine tools.

SHOCK AND VIBRATION INSULATION WITH RUBBER AIR SPRINGS

The natural frequency of the rubber air spring in the vertical direction is between 3 and 14 Hz depending on the static load. The maximum spring deflection in response to a pulse load is up to 15mm depending on the model and size of the air spring.

AIR PRESSURE CONTROL

FAEBI® elements can be equipped with an air pressure control on request. The air pressure monitor will indicate if the air pressure falls below the required set point.

BILZ LEVEL CONTROL SYSTEMS

The level control is a significant component to ensure the optimal function of an air spring system. The level control can correct load changes that cause undesired deflection of the air elements or inclination of the machine in a machine or system equipped with air springs.

NOTES

Selection and notes on the FAEBI® variants

Please select a suitable rubber air spring so that the maximum load (sum of static and dynamic load) is not exceeded. In applications with high dynamics, harder FAEBI® variants reduce the deflection of the insulators, but the achievable insulating effect is better with softer insulators.

Please get in touch, we would be happy to assist you in selecting the most suitable elements.

- If the bottom edge of the machine does not completely cover the diameter ($\emptyset D$ - see p. 40) of the rubber air spring, we recommend the use of our special cover (see "Accessories" section on page 45-47).
- The elements are attached to the holes provided on the machine using the bolts supplied. Anchoring to the floor is usually not necessary.
- Please bolt in by hand only, do not use a wrench! Please also fasten the corresponding nut with low torque only.
- The machine is placed on the deflated element, which is then inflated in stages using the standard valve until dimension H (= working height) is reached. The maximum specified air pressure must also not be exceeded!
- Ventilation and venting may only take place under load (please observe max. permissible pressure)!
- Up to +/-5mm are available for levelling.

SERIES FAEBI®

FAEBI® rubber air spring insulator

FAEBI®



FAEBI® WITH LEVEL CONTROL



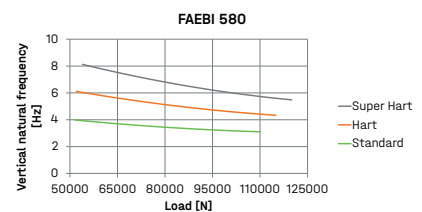
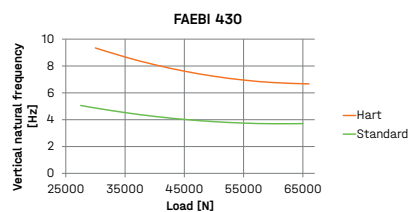
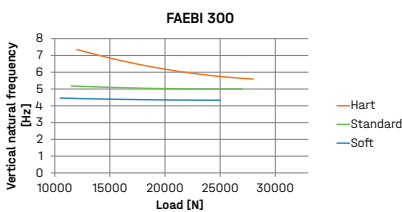
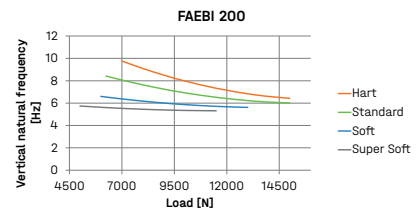
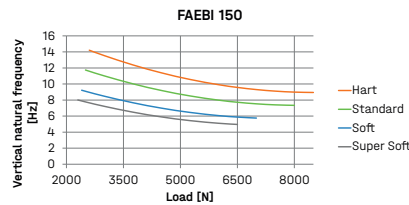
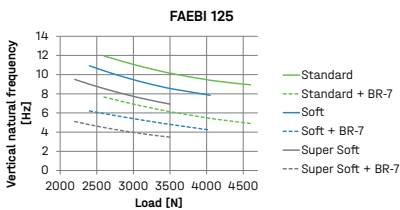
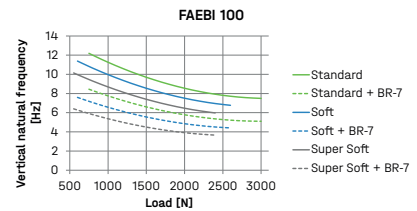
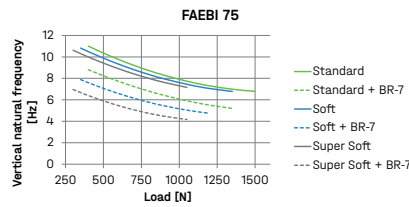
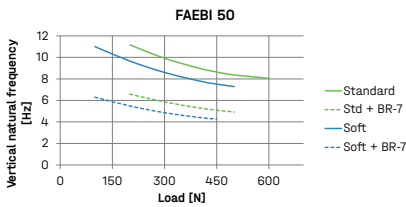
The FAEBI® element is available in many different sizes and versions to suit your application.

Advantages over steel springs

Compared to steel springs, the use of air springs offers numerous advantages in vibration insulation:

- Flexible design of the insulation system: If the static or dynamic load changes, the deflection can be adjusted accordingly by adjusting the air pressure. This can be done either manually or automatically (e.g. by Bilz level control).
- Integrated damping, therefore separate insulation is not necessary.
- No transmission of structure-borne noise.
- Permissible temperature range: -20 °C to +60 °C.

NATURAL FREQUENCIES FAEBI® 50 TO 580



SERIES FAEBI® IN STAINLESS STEEL

FAEBI® rubber air spring insulator in stainless steel

FAEBI® IN STAINLESS STEEL



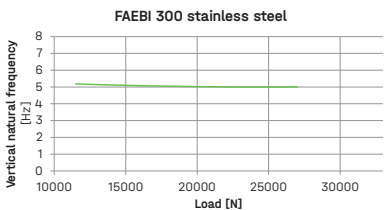
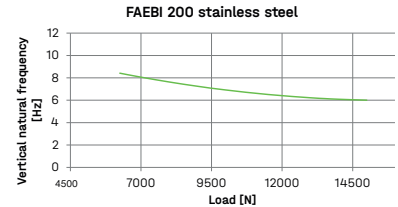
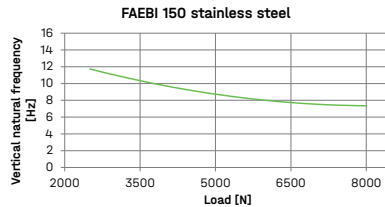
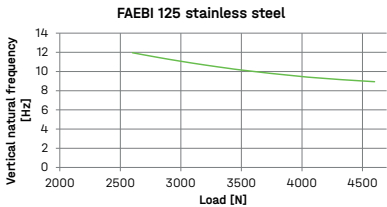
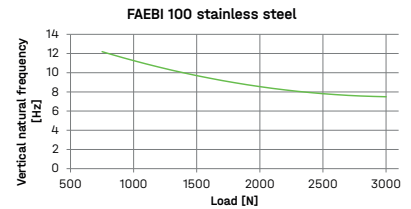
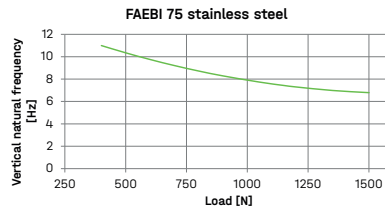
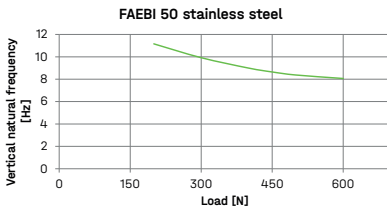
FAEBI® elements in the VA version were specifically developed for outside applications. Effortless vibration insulation of systems in the open air such as air conditioning units, compressors, heat exchangers, cold water chillers.

Advantages over steel springs

Compared to steel springs, the use of air springs offers numerous advantages in vibration insulation:

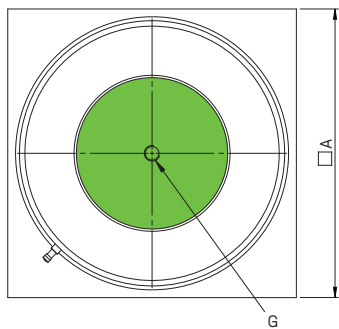
- Flexible design of the insulation system: If the static or dynamic load changes, the deflection can be adjusted accordingly by adjusting the air pressure. This can be done either manually or automatically (e.g. by Bilz level control).
- Can be used in outdoor areas in combination with a stainless steel protective hood.
- Integrated damping, therefore separate insulation is not necessary.
- No transmission of structure-borne noise.
- Permissible temperature range: -20 °C to +60 °C.

NATURAL FREQUENCIES FAEBI® 50 TO 300 IN STAINLESS STEEL



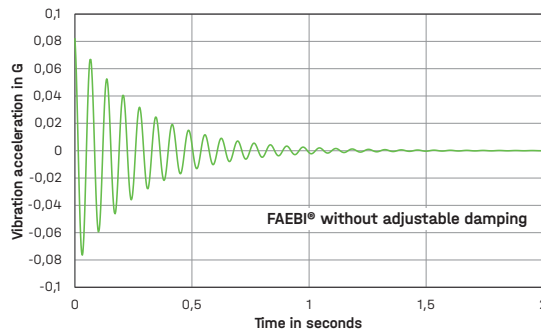
VARIANTS AND ARTICLE NUMBERS OF THE FAEBI® AND FAEBI® STAINLESS STEEL SERIES

Type	Variant	Item no. FAEBI®	Item no. FAEBI® in Stainless steel	load N/pc.	max. pressure bar	A mm	Ø D mm	H approx. mm = working height	H (deflated) mm	Ø d mm	h mm	G mm
FAEBI® 50	Standard	40-0071	40-0075	200-600	3	110	85	60	61	35	5	M10
	Standard + BR7-1	40-0134		200-500	2,5	110	85	62	68	35	5	M10
	Soft	40-0072		100-500	2,5	110	85	60	61	35	5	M10
	Soft + BR7-1	40-0135		100-450	2,3	110	85	62	68	35	5	M10
FAEBI® 75	Standard	40-0082	40-0086	400-1.500	3	115	100	63	67	43	5	M12
	Standard + BR7-1	40-0136		400-1.350	2,7	115	100	65	74	43	5	M12
	Soft	40-0084		350-1.300	2,6	115	100	63	67	43	5	M12
	Soft + BR7-1	40-0137		350-1.200	2,4	115	100	65	74	43	5	M12
	Super Soft	40-0083		300-1.050	2,1	115	100	63	67	43	5	M12
FAEBI® 100	Standard	40-0024	40-0030	750-3.000	5	135	120	62	65	60	5	M12
	Standard + BR7-1	40-0139		750-3.000	5	135	120	64	72	60	5	M12
	Soft	40-0026		600-2.600	4,4	135	120	62	65	60	5	M12
	Soft + BR7-1	40-0140		600-2.600	4,4	135	120	64	72	60	5	M12
	Super Soft	40-0025		550-2.400	4	135	120	62	65	60	5	M12
FAEBI® 125	Standard	40-0033	40-0036	2.600-4.600	5,5	165	140	93	98	66	5	M16
	Standard + BR7-1	40-0142		2.600-4.600	5,5	165	140	95	105	66	5	M16
	Soft	40-0035		2.400-4.050	4,9	165	140	93	98	66	5	M16
	Soft + BR7-1	40-0143		2.400-4.050	4,9	165	140	95	105	66	5	M16
	Super Soft	40-0034		2.200-3.500	4,2	165	140	93	98	66	5	M16
FAEBI® 150	Standard	40-0043		2.200-3.500	4,2	165	140	95	105	66	5	M16
	Hard	40-0043		2.600-8.500	6,4	200	170	91	96	80	8	M16
	Standard	40-0037	40-0042	2.500-8.000	6	200	170	91	96	80	8	M16
	Soft	40-0040		2.400-7.000	5,3	200	170	91	96	80	8	M16
FAEBI® 200	Standard	40-0038		2.300-6.500	4,9	200	170	91	96	80	8	M16
	Hard	40-0051		7.000-15.000	6	260	236	91	95	130	8	M16
	Standard	40-0046	40-0050	6.250-15.000	6	260	236	91	95	130	8	M16
	Soft	40-0048		6.000-13.000	5,2	260	236	91	95	130	8	M16
FAEBI® 300	Super Soft	40-0047		5.500-11.500	4,6	260	236	91	95	130	8	M16
	Hard	40-0058		12.000-28.000	6,5	370	340	89	93	200	8	M20
	Standard	40-0055	40-0057	11.500-27.000	6	370	340	89	93	200	8	M20
	Soft	40-0056		10.500-25.000	5,6	370	340	89	93	200	8	M20
FAEBI® 430	Hard	40-0065		30.000-66.000	6,1	500	480	89	94	315	12	M20
	Standard	40-0064		27.500-65.000	6	500	480	89	94	315	12	M20
FAEBI® 580	Super Hard	40-0079		54.000-120.000	6,6	680	650	89	91	380	14	M24
	Hard	40-0078		52.000-115.000	6,3	680	650	89	91	380	14	M24
	Standard	40-0076		51.500-110.000	6	680	650	89	91	380	14	M24



SETTING CURVE FAEBI®

without adjustable damping (single chamber system)



SERIES FAEBI®-HD

with adjustable damping

FAEBI®-HD WITH ADJUSTABLE DAMPING



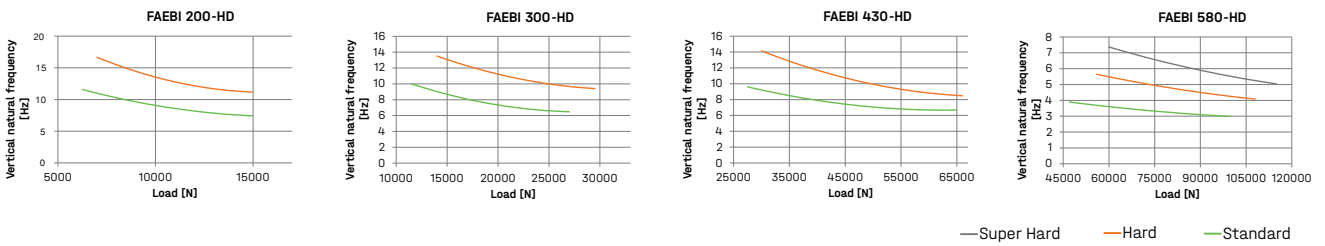
Extra high air cushioning due to two-chamber system.

For reducing the amplitudes of movement in highly dynamic systems, also in the resonance range, thus reducing machine wear and improving production quality.

Description

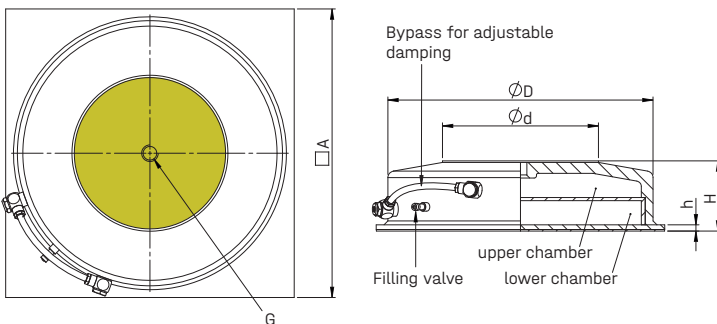
- Wear-resistant, low-maintenance air damping, easy to adjust from the outside using the throttle valve.
- Rapid machine movement reduction due to increased energy absorption.
- Deflection characteristics can be adapted by adjusting the air pressure.
- No transmission of structure-borne noise.
- Permissible temperature range: -20 °C to +60 °C.

NATURAL FREQUENCIES FAEBI® 200-HD TO 580-HD



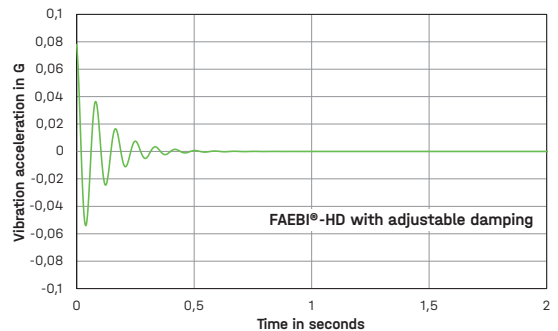
VARIANTS AND ARTICLE NUMBERS OF THE FAEBI®-HD SERIES

Type	Variant	Item no.	load N/pc.	max. pressure bar	A mm	Ø D mm	H approx. mm = working height	H (deflated) mm	Ø d mm	h mm	G mm
FAEBI® 200-HD	Hard	40-0054	7.000 -15.000	6	260	236	89	90	130	8	M16
	Standard	40-0053	6.250 -15.000	6	260	236	89	90	130	8	M16
FAEBI® 300-HD	Hard	40-0063	14.000 - 29.500	6,5	370	340	89	94	200	8	M20
	Standard	40-0061	11.500 - 27.000	6	370	340	89	93	200	8	M20
FAEBI® 430-HD	Hard	40-0070	30.000 - 66.000	6,1	500	480	91	97	315	12	M20
	Standard	40-0067	27.500 - 65.000	6	500	480	91	96	315	12	M20
FAEBI® 580-HD	Super Hard	40-0081	60.000 - 115.000	6,9	680	650	126	135	380	14	M24
	Hard	40-0145	56.000 - 108.000	6,5	680	650	126	133	380	14	M24
	Standard	40-0080	47.000 - 100.000	6	680	650	126	130	380	14	M24



SETTING CURVE FAEBI®-HD

with adjustable damping (two-chamber system)



MEMBRANE AIR SPRINGS

for effective vibration damping and insulation

- With our BiAir® air spring insulator, the air volume is enclosed by a thin-walled, flexible and pressure-resistant rolling membrane.
- The piston sits on the membrane and is pressed into place by the air volume.
- This constructional design enables highly effective vibration insulation.

APPLICATIONS FOR MEMBRANE AIR SPRINGS

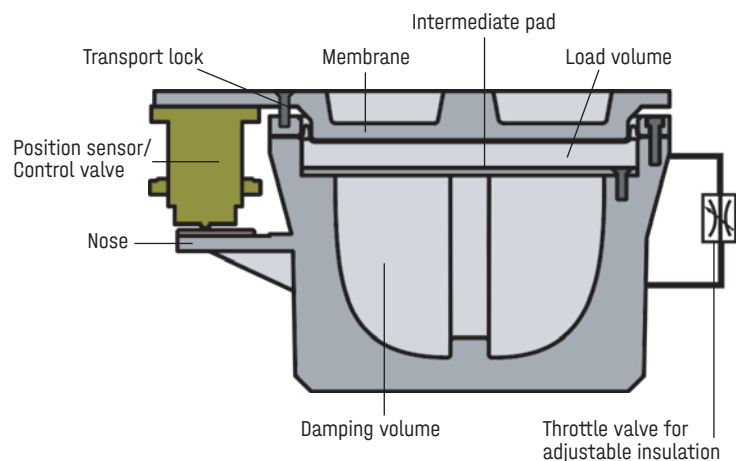
For highly effective receiver insulation of measuring and testing machines, inspection and production machines in the semiconductor industry, optical and electronic devices, laser systems, precision machining machines, as well as vehicle, engine and gearbox test tables etc.

HOW THE MEMBRANE AIR SPRINGS WORK

In order to simultaneously achieve the highest degree of damping possible, the air space is divided into two chambers (load/damping volume) connected by a bypass. An adjustable throttle valve is used from the outside to set the flow cross-section in the connecting line of the bypass to the desired damping. A degree of damping of up to 15% is possible.

GENERAL INFORMATION ON THE SELECTION AND APPLICATION OF OUR BIAIR® MEMBRANE AIR SPRINGS

- The maximum permissible movement amplitude in the horizontal plane is between approximately 1 to 2mm depending on the size of the air spring.
- In addition to the standard solutions listed here we also offer numerous air springs with a larger stroke and lower natural frequency.
- Please select the load at an air pressure of 4 bar when selecting the air spring size.
- The powder coated air springs are also available in other RAL colours on request.
- Permissible temperature range: -20 °C to +80 °C.
- Damage to the rolling membrane due to overpressure is virtually impossible through the use of additional safety valves or a mechanical piston stroke limit.



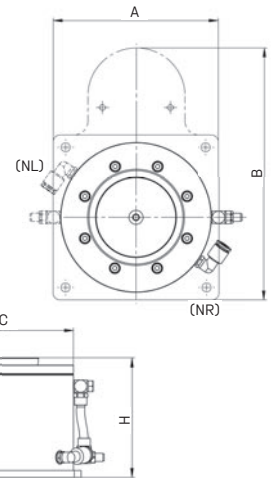
SERIES BIAIR®-ED-AL IN ANODISED ALUMINIUM



Low-frequency (**vertical from 2.5 Hz**) membrane air spring with precisely adjustable damping for effective vibration isolation.

Made from anodised aluminium to meet high demands on material properties.

Variants with lug for mounting valves (MPN) or displacement sensors are available with hose connections on the left (NL) or right (NR) on request.



VARIANT SELECTION AND ITEM NUMBERS BIAIR®-ED-AL

Type	Item no. without nose	Item no. NR	Art.-Nr NL	Natural frequency vertical/horizontal HZ	A mm	B mm	Ø C mm	Working height H mm	+/- Travel mm	max. load N / 4 bar*	max. load N / 6 bar*
0,125	50-0002	-	-	3,0/3,5	75	-	74	77	+/- 2,0	390	580
0,15	50-0005	-	-	3,0/3,5	75	-	74	77	+/- 2,0	670	1.000
0,25	50-0129	50-0135	50-0136	3,0/3,5	120	182	110	87	+/- 2,5	1.130	1.700
0,5	50-0130	50-0137	50-0138	2,5/2,8	130	198	129	100	+/- 2,5	2.670	4.000
1	50-0131	50-0139	50-0140	2,5/2,8	200	275	200	100	+/- 2,5	6.330	9.500
1,5	50-0146	50-0147	50-0147	2,5/2,8	230	305	230	100	+/- 3,5	10.170	15.260
2	50-0133	50-0141	50-0141	2,5/2,8	260	350	260	100	+/- 2,5	14.200	21.300
2,5	50-0134	50-0142	50-0142	2,5/2,8	300	390	300	100	+/- 3,0	19.670	29.500

* max. load N at an air pressure of 4 bar or 6 bar

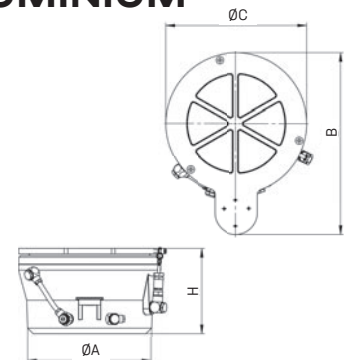
- max. working height 100mm
- Load-independent natural frequency
- Wear-resistant, low-maintenance air damping, easy to adjust from the outside
- No transmission of structure-borne noise

SERIES BIAIR®-ED MADE FROM CAST ALUMINIUM



Low-frequency (**vertical 2.5 Hz**) membrane air spring with precisely adjustable damping for effective vibration isolation.

Made from cast aluminium, universally applicable.



VARIANT SELECTION AND ITEM NUMBERS BIAIR®-ED

Type	Item no.	Natural frequency vertical/horizontal Hz	A mm	B mm	Ø C mm	Working height H mm	+/- Travel mm	max. load N / 4 bar*	max. load N / 6 bar*
0,5	50-0012	2,5/2,8	120	216	129	157	+/- 2,5	2.670	4.000
1	50-0026	2,5/2,8	172	288	200	157	+/- 2,5	6.330	9.500
1,5	50-0191	2,5/2,8	212	305	230	157	+/- 3,5	10.170	15.260
2	50-0188	2,5/2,8	226	335	260	157	+/- 2,5	14.200	21.300
2,5	50-0036	2,5/2,8	271	378	300	157	+/- 3,0	19.670	29.500
3	50-0055	2,5/2,8	348	467	382	157	+/- 2,5	34.130	51.200
4	50-0064	2,5/2,8	490	605	530	157	+/- 2,75	65.730	98.600
5**	50-0072	2,5/2,8	747	875	798	157	+/- 3,5	155.730	233.600

* max. load N at an air pressure of 4 bar or 6 bar

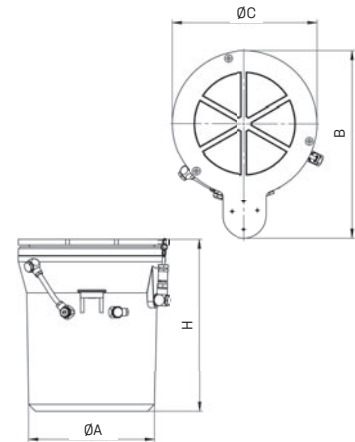
**unlacquered

- max. working height 157mm
- Load-independent natural frequency
- Wear-resistant, low-maintenance air damping, easy to adjust from the outside.
- No transmission of structure-borne noise.
- Powder coated in RAL similar to 7037, dusty grey.

SERIES BIAIR[®]-ED-HE MADE FROM CAST ALUMINIUM



Very low-frequency (**vertical 1.7 Hz**) membrane air spring with precisely adjustable damping for effective vibration isolation.
Made from cast aluminium, universally applicable.



VARIANT SELECTION AND ITEM NUMBERS BIAIR[®]-ED-HE

Typ	Item no.	Natural frequency vertical/horizontal Hz	A mm	B mm	Ø C mm	Working height H mm	+/- Travel mm	max. load N / 4 bar*	max. load N / 6 bar*
0,5**	50-0145	1,7/2,8	129	216	129	307	+/- 2,5	2.670	4.000
1	50-0027	1,7/2,8	172	288	200	307	+/- 2,5	6.330	9.500
1,5	50-0021	1,7/2,8	212	305	230	307	+/- 3,5	10.170	15.260
2	50-0046	1,7/2,8	226	335	260	307	+/- 2,5	14.200	21.300
2,5	50-0037	1,7/2,8	271	378	300	307	+/- 3,0	19.670	29.500
3	50-0056	1,7/2,8	348	467	382	307	+/- 2,5	34.130	51.200
4	50-0065	1,7/2,8	490	605	530	307	+/- 2,75	65.730	98.600

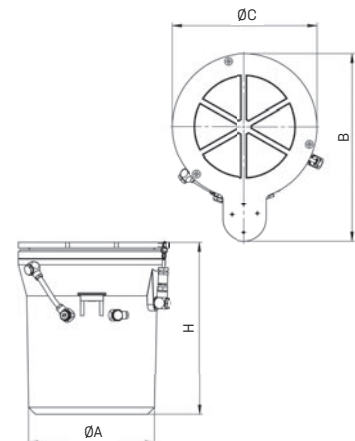
* max. load N at an air pressure of 4 bar or 6 bar
** unlacquered, made of aluminium

- max. working height 307mm
- Load-independent natural frequency
- Wear-resistant, low-maintenance air damping, easy to adjust from the outside
- No transmission of structure-borne noise
- Powder coated in RAL similar to 7037, dusty grey

SERIES BIAIR[®]-ED-HE-MAX MADE FROM CAST ALUMINIUM



Very low-frequency (**vertical 1.2 Hz**) membrane air spring with precisely adjustable damping for effective vibration isolation.
Made from cast aluminium, universally applicable.



VARIANT SELECTION AND ITEM NUMBERS BIAIR[®]-ED-HE-MAX

Type	Item no.	Natural frequency vertical/horizontal Hz	Ø A mm	B mm	Ø C mm	Working height H mm	+/- Travel mm	max. load N / 4 bar*	max. load N / 6 bar*
1	50-0372	1,2/2,8	172	288	200	509	+/- 2,5	6.330	9.500
1,5	50-0373	1,2/2,8	212	305	230	509	+/- 3,5	10.170	15.260
2	50-0374	1,2/2,8	226	335	260	509	+/- 2,5	14.200	21.300
2,5	50-0375	1,2/2,8	271	378	300	509	+/- 3,0	19.670	29.500
3	50-0376	1,2/2,8	348	467	382	509	+/- 2,5	34.130	51.200
4	50-0335	1,2/2,8	490	605	530	509	+/- 2,75	65.730	98.600
5	50-0073**	1,2/2,8	728	960	880	509	+/- 3,5	155.730	233.600

* max. load N at an air pressure of 4 bar or 6 bar
** unlacquered

- max. working height 509 mm
- Load-independent natural frequency
- Wear-resistant, low-maintenance air damping, easy to adjust from the outside
- No transmission of structure-borne noise
- Powder coated in RAL similar to 7037, dusty grey

ACCESSORIES

Our accessories complete the performance requirements of our air springs and consequently support an ideal vibration isolation.

FIXING BOLTS



The FAEBI® rubber air springs are attached to the existing holes in the machine using the bolts provided (incl. one nut and one washer each). Anchoring to the floor is usually not necessary. A large range of different bolts are available for each variant. We are always happy to offer our advice.

ITEM NUMBERS

FAEBI®	Item no.	Thread	Material	Length mm
FAEBI® 50	19-0311	M10	Galvanised steel	100
FAEBI® 75/100	19-0322	M12	Galvanised steel	100
FAEBI® 125/150/200	19-0324	M16	Galvanised steel	125
FAEBI® 300/430	19-0327	M20	Galvanised steel	150
FAEBI® 580	19-0329	M24	Galvanised steel	150

FAEBI® Edelstahl VA	Item no.	Thread	Material	Length mm
FAEBI® 50 VA	18-0005	M10	Stainless steel	100
FAEBI® 75/100 VA	18-0016	M12	Stainless steel	100
FAEBI® 125/150/200 VA	18-0066	M16	Stainless steel	125
FAEBI® 300/430 VA	18-0044	M20	Stainless steel	150
FAEBI® 580 VA	18-0052	M24	Stainless steel	150

FAEBI®-HD	Item no.	Thread	Material	Length mm
FAEBI® 200-HD	19-0324	M16	Galvanised steel	125
FAEBI® 300-HD/430-HD	19-0327	M20	Galvanised steel	150
FAEBI® 580-HD	19-0329	M24	Galvanised steel	150

PRESSURE CONTROL



Suitable for all rubber air springs.

Applications with a constant centre of gravity during the production/testing process (no moving machine components, workpieces, etc., steady masses).

Difficult to access systems, where the manual checking of air pressure in the air springs is impeded.

Item numbers:

3 Pressure regulator incl. pneumatic connection and hose set:
Item no. 40-0179

4 Pressure regulator incl. pneumatic connection and hose set:
Item no. 40-0180

The Bilz pressure control is the ideal addition to applications that do not need automatic level control.

Instead of filling the air springs manually, they are connected to a constant compressed air supply. The working height of the individual insulators can each be individually set with one pressure regulator.

Advantages of FAEBI® pressure control

- Simple and precise setting of the required pressure for each air spring or control group.
- Low maintenance.
- Manometer for continuous pressure indication.
- Upstream particle filter and water separator.
- Can be configured for any number of air springs or control groups.

HAND PUMP



Suitable for all rubber air springs.

Item no. 40-0128

Hand pump for manual air filling.

ACCESSORIES

COMPRESSED AIR GUN



Suitable for all rubber air springs.

Item no. 40-0089

Compressed air gun with pressure gauge for air filling via existing compressed air supply.

MECHANICAL-PNEUMATIC LEVEL CONTROL SYSTEMS



MPN-LCV for FAEBI® and FAEBI®-HD Rubber air spring insulators: **Item no. 61-0103**
Standard version of the LCV with stainless steel washer

MPN-LCV for BiAir® membrane air springs: **Item no. 61-0012**
Standard version LCV with stainless steel washer

MPN-LCV-short-Pad-A for BiAir® membrane air springs: **Item no. 61-0054**
Shortened version of the LCV with plunger insulation pad.

MPN-LCV

The mechanical-pneumatic level control MPN-LCV with our robust LCV proportional valves is a simple but effective solution to prevent tilting as a result of load changes. The target level is adjusted by turning the knurled adjustment ring and is maintained with an accuracy of $\pm 1/10\text{mm}$.

MECHANICAL-PNEUMATIC LEVEL CONTROL SYSTEMS



MPN-PVM for BiAir® membrane air springs: **Item no. 61-0010**
Standard version PVM with hard metal washers

MPN-PVM-short-Pad-A for BiAir® membrane air springs: **Item no. 61-0058**
Shortened version of the PVM with plunger insulation pad

MPN-PVM

The mechanical-pneumatic level control MPN-PVM with our robust PVM proportional valves is a simple but effective solution to prevent tilting as a result of load changes. The target level is adjusted and maintained by turning the knurled adjustment ring.

High-precision proportional valve.
The reset accuracy is $\pm 1/100\text{mm}$.

ELECTRONIC-PNEUMATIC LEVEL CONTROL SYSTEMS




Suitable for all membrane air springs.

ELECTRONIC-PNEUMATIC POSITION CONTROL EPPC™

EPPC™ real-time level control for efficient vibration insulation of vibration sensitive, highly dynamic machines and strict requirements on positional accuracy and setting time.


Further details regarding the BiAir® membrane air springs with electronic-pneumatic level control can be found in the chapter EPPC™ on pages 52-53.

PROTECTIVE COVER



Material:
Steel sheet (primed black)

For Faebi® and Faebi®-HD



Material:
Stainless steel

For FAEBI® In stainless steel

If the surface of the FAEBI® elements is not completely covered by the bottom edge of the machine or the installation surface, an appropriate cover is required to ensure sufficient load distribution across the air spring. A hood will also provide protection from external damage.

For outdoor use, the hood is additionally equipped with a protective sleeve that protects against UV radiation and splash water.

ITEM NUMBERS - COVER FOR FAEBI® AND FAEBI®-HD

Type	Item no.	A mm	D mm	s mm	h mm	d mm
AH-FAEBI® 50 / 75	40-0013	13	115	5	40	2
AH-FAEBI® 100	40-0001	14	140	5	45	2
AH-FAEBI® 125	40-0003	18	160	5	60	2
AH-FAEBI® 150	40-0006	18	190	5	60	2
AH-FAEBI® 200	40-0007	18	255	5	60	3
AH-FAEBI® 300	40-0009	22	360	5	60	3
AH-FAEBI® 430	40-0012	22	500	10	60	4
AH-FAEBI® 580	40-0014	27	680	10	60	4

ITEM NUMBERS - COVER FOR FAEBI® IN STAINLESS STEEL

Type	Item no.	Application	A mm	D mm	s mm	h mm	d mm
AH-Stainless steel FAEBI® 50 / 75	40-0163	Indoor	13	115	5	40	2
AH-Stainless steel FAEBI® 100	40-0002	Indoor	14	140	5	45	2
AH-Stainless steel FAEBI® 125	40-0004	Indoor	18	160	5	60	2
AH-Stainless steel FAEBI® 150	40-0005	Indoor	18	190	5	60	2
AH-Stainless steel FAEBI® 200	40-0008	Indoor	18	255	5	60	3
AH-Stainless steel FAEBI® 300	40-0010	Indoor	22	360	5	60	3

with protective sleeve

AH-Stainless steel FAEBI® 50 / 75	77-0016	Outdoor	13	115	5	40	2
AH-Stainless steel FAEBI® 100	77-0017	Outdoor	14	140	5	45	2
AH-Stainless steel FAEBI® 125	77-0018	Outdoor	18	160	5	60	2
AH-Stainless steel FAEBI® 150	77-0019	Outdoor	18	190	5	60	2
AH-Stainless steel FAEBI® 200	77-0020	Outdoor	18	255	5	60	3
AH-Stainless steel FAEBI® 300	77-0021	Outdoor	22	360	5	60	3

